



Unite Identity (formerly EIDMS) is an application that allows UN staff to log into various systems using a single-user ID and password. Unite Identity is currently used by Umoja as well as five other UN systems—iNeed, Unite Docs, Contingent-owned Equipment, Enterprise Fuel Management System (eFMS-2) and Enterprise Rations Management System (eRMS). A growing number of local and specialized applications will adopt Unite Identity in the future.



iNeed



docs



eCOE



fuel



rations

## LOG IN

Unite ID:

Password:



**unite service desk**  
your enterprise support partner

**24/7 SUPPORT**

 [unite.un.org/ictsupport](https://unite.un.org/ictsupport)

 [esc@un.org](mailto:esc@un.org)



**unite identity**  
one login for your apps


## ACTIVATE

Click the link in your notification email.  
You will be taken to <http://unite.un.org/identity>  
Type in your User ID and password you received in your notification email.  
Click "Sign In".

**LOG IN**

User ID:


Password:

Set your new password and security questions.  
Click "Submit"  
Click the  icon for password policy  
Do not set the same question multiple times

**Password Management**

Please reset your password \*Required Field

\*Old Password

\*New Password  

\*Retype New Password:

Register Challenge Questions for your account

\*Old Password

\*New Password

\*Retype New Password:

## RESET PASSWORD

You will be taken to <http://unite.un.org/identity> allows users to activate and manage their account.

Type in your User ID. Click "Next"

**Please identify yourself**

\*Required Field

\*User Login

Answer your security questions. Click "Next"

**Please answer your challenge questions**

\*Required Field

What is your preferred musical genre?  
\*


What is the name of your pet?  
\*

Who is your favorite musician?  
\*

Enter your new password. Click "Save"

**Please enter new password**

\*Required Field

\*Enter new password  

\*Re-enter new password